



QUICK REFERENCE GUIDE

WHAT IS THE CFE-PLUS

The CFE-Plus is the enhanced version of the CFE (Canbus Function Extender). It literally adds functions to your Volvo without making permanent changes ! So no dealership/service worries, CFE out = car original! **Choose the CFE-Plus in case you want even more functions available than with the CFE added to your Volvo.**

KNOWLEDGE/TOOLS AND EXTRA'S REQUIRED

For the use of the CFE-Plus nothing more is required than a Volvo matching the product selection in our website and a PC at home to make nice selections and tweaks to the configuration so it fits your personal needs and requirements!

Download, install and run the [UPDATER-TOOL](#), connect the CFE-Plus to the (in the set supplied) configuration cable and connect it to a free USB port on your Windows PC, that's it!

FUNCTIONS AVAILABLE IN THE CFE-PLUS

Please download, install and run the updater-tool on your Windows PC as described above. Press the button "DL Latest" (it downloads the latest available firmware for the CFE-Plus). Then enter "settings".

Enter the VIN (=Chassis number) of your car here to see which functions the CFE-Plus has available for the Volvo type and modelyear matching the VIN you've entered. Read the help texts to get understanding on how functions work. Alternatively you can download a BETA version from our website. Please see downloads / firmware / CFE Plus. Beta versions always contain bugfixes and new features.




COMPATIBILITY

The CFE-Plus is compatible with all Volvo's where the CFE-Plus is listed at the "Function Extenders" sub-menu on the left side at our website.

Please see the overview later in this document for further compatibility information.

SUPPLIED IN SET

The following products are supplied in the CFE-Plus set:

 <p>CFE-Plus CPU (OBD Male Dongle)</p>	 <p>CFE-Plus Configuration cable (OBD Female / USB)</p>	 <p>CFE-Plus USB cable</p>	
--	---	---	--

Instruction# 0180	Version# 2.144	Part# VT-0180	EAN# 871932411548	Author: BE
-------------------	----------------	---------------	-------------------	------------



Quick Reference guide

CFE-Plus



TECHNICAL DATA

Power source : 13.4V (9V-18V allowable), Negative GND, Current consumption active : ~300mA, Current consumption “sleep” (ingition off) ~2mA, Dimensions (WxHxD cm) 5x3x2, Weight CPU (gram) 150. Requires Windows PC (Windows 7,8 or 10) for configuration changes. CFE-Plus connects to both Low-speed canbus and High-speed canbus.

WARRANTY

The CFE-Plus comes with a full year of warranty on the hardware (CPU). Since the functions will extend periodically, new functions will become available, presented in new firmware. These updates might contain bugs (software bugs). A full warranty description is available (and presented to you for approval) online, when finishing a sales transaction with us.

COMPATIBILITY LIST OF CFE TYPES

Please see the Volvo hardware and general compatibility list here:

Your Volvo	MY range	MODEL	CFE Classic	CFE LE	CFE Plus
			Development state : stopped bug fixing only	Development state : stopped bug fixing only	Development state : ACTIVE (HIGH)
C30	2006-2012	P1	Not supported, not planned	Not supported, not planned	Supported in BETA
C70	2006-2012	P1	Not supported, not planned	Not supported, not planned	Supported in BETA
S40	2003-2006	P1	Not supported, not planned	Not supported, not planned	Supported in BETA
S40	2007-2011	P1	Not supported, not planned	Not supported, not planned	Supported in BETA
S60	2001-2004	P2	Supported ^{*1}	Not supported, not planned	Supported ^{*1}
S60	2005-2009	P2	supported	supported	Supported
S60	2010-2014	P3	Not supported, not planned	Not supported, not planned	Supported in BETA
S60	2015-2018	P3	Not supported, not planned	Not supported, not planned	Supported in BETA
S80	1999-2000	P2	Supported ^{*1}	Not supported, not planned	Not supported currently, not planned
S80	2001-2004	P2	Supported ^{*1}	Not supported, not planned	Supported ^{*1}
S80	2005-2006	P2	supported	supported	Supported
S80	2007-2011	P3	Not supported, not planned	Not supported, not planned	Supported
S80	2012-2014	P3	Not supported, not planned	Not supported, not planned	Supported in BETA
S80	2015-2018	P3	Not supported, not planned	Not supported, not planned	Not supported currently, planned
V50	2003-2006	P1	Not supported, not planned	Not supported, not planned	Supported in BETA
V50	2007-2012	P1	Not supported, not planned	Not supported, not planned	Supported in BETA
V70/XC70	2000	P2	Supported ^{*1}	Not supported, not planned	Not supported, not planned
V70/XC70	2001-2004	P2	Supported ^{*1}	Not supported, not planned	Supported ^{*1}
V70/XC70	2005-2007	P2	supported	supported	supported
V70/XC70	2008-2011	P3	Not supported, not planned	Not supported, not planned	Supported
V70/XC70	2012-2014	P3	Not supported, not planned	Not supported, not planned	Supported in BETA
V70/XC70	2015-2018	P3	Not supported, not planned	Not supported, not planned	Supported in BETA
XC60	2009-2011	P3	Not supported, not planned	Not supported, not planned	Supported
XC60	2012-2014	P3	Not supported, not planned	Not supported, not planned	Supported in BETA
XC60	2015-2018	P3	Not supported, not planned	Not supported, not planned	Supported in BETA
XC90	2003-2004	P2	Supported ^{*1}	Not supported, not planned	Supported ^{*1}
XC90	2005-2008	P2	supported	supported	Supported
XC90	2009-2012	P2	supported	supported	Supported
XC90	2013-2014	P2	supported	supported	Supported in BETA

List is subject to change!

^{*1} Requires additional harness!

© 2017 VolvoTech.EU the Netherlands - support@volvotech.eu - 0031-6 1908 3165 - www.volvotech.eu

Instruction# 0180	Version# 2.144	Part# VT-0180	EAN# 871932411548	Author: BE
-------------------	----------------	---------------	-------------------	------------



Quick Reference guide CFE-Plus



FUNCTION OVERVIEW P2 MODELS

Please see current functionality availability here:

FUNCTION	Note	CFE Classic		CFE LE		CFE Plus	
		MY 00-04	MY 05-up	MY 00-04	MY 05-up	MY 01-04	MY 05-up
Change configuration / make settings with updater tool		Y	Y	N	N	Y	Y
Lock all doors and trunk when car reaches X speed		Y	Y	N		Y	Y
Unlock all doors and trunk		Y	Y	N		Y	Y
Retract the Mirrors	1	Y	Y	N	C D S T	Y	Y
Extend the Mirrors	1	Y	Y	N	C D S T	Y	Y
Enable angling function on the memory mirrors	2	Y	Y	N		Y	Y
Enable passenger window auto-up		Y	N	N		Y	Y
Enable intermittent window wiping		Y	N	N		Y	Y
Enable wash/wipe with extra wipe		Y	N	N		Y	Y
Use the remote control keyfob to close windows + sunroof		Y	Y	N	C D S T	Y	Y
Use the remote control keyfob to open		Y	Y	N		Y	Y
Switch on the rear window and mirror heating at temp X		Y	N	N		Y	Y
Extend indicators to blink at least X times		Y	N	N		Y	Y
Extend High Beam to include fog lights	3	Y	N	N		Y	Y
Extend Approach lighting using Low beam head lights		Y	N	N		Y	Y
Extend Approach lighting using Fog lights	3	Y	N	N		Y	Y
Extend Approach lighting using Reversing lights		Y	Y	N		Y	Y
Enable daytime running lights	3	Y	N	N		Y	Y
Switch on Approach lighting at unlock		Y	Y	N	D S	Y	Y
Switch on Approach lighting at key removal		Y	Y	N		Y	Y
Switch on Approach lighting when a door is openend		N	N	N		Y	Y
Switch on Approach lighting only when twilight or dark outside		N	N	N		Y	Y
Switch parking heater on/off when unlock is pressed 3 times	4	Y	Y	N	S	Y	Y
Set driver seat heating after engine start at temp X	5	Y	N	N		Y	Y
Set passenger seat heating after engine start at temp X	5	Y	N	N		Y	Y
Enable Gauge sweep at "ignition on"		Y	Y	N	T	Y	Y
Dim : show welcome and goodbye text		Y	Y	N		Y	Y
Dim : show Engine speed RPM		Y	Y	N	D T	Y	Y
Dim : show current speed Km/h or mph		Y	Y	N	D T	Y	Y
Dim : show battery voltage		Y	Y	N	S T	Y	Y
Dim : Cabin temp in C/F		Y	Y	N	S T	Y	Y
Dim : Coolant temp in C/F		Y	Y	N		Y	Y
Dim : Fuel level in Liters/Gallons		Y	Y	N	D T	Y	Y
Dim Acceleration test 0-100kmh / 0-60mph		Y	Y	N	T	Y	Y
Dim: Transaxle oil temp in C/F	6	N	N	N		Y	Y
Dim : Engine oil temp in C/F	7	N	N	N		Y	Y
Dim : Haldex oil temp in C/F	8	N	N	N		Y	Y
Dim : Multi-info 1 (multi info on 1 line) metric/imperial (OT/BP/G)		N	N	N		Y	Y
Dim : Multi-info 2 (multi info on 1 line) metric/imperial (CT/HT/S)		N	N	N		Y	Y
Dim : Multi-info 3 (multi info on 1 line) metric/imperial (CT/TT/S)		N	N	N		Y	Y
Dim : Multi-info 4 (multi info on 1 line) metric/imperial (OT/B)		N	N	N		Y	Y
Dim : Multi-info 5 (multi info on 1 line) metric/imperial (CT/S)		N	N	N		Y	Y
Dim : Multi-info 6 (multi info on 1 line) metric/imperial (OT/TT/G)		N	N	N		Y	Y
DIM : Automatic trip counter metric/imperial		N	N	N		Y	Y
Dim : show parking sensor front	9	N	N	N		Y	Y
Dim : show parking sensor rear	10	N	N	N		Y	Y
Dim : show current selected gear	11	N	N	N		Y	Y
Dim : Force PDC info on DIM (if diminfo is visible)	9/10	N	N	N		Y	Y
Accept RTI warning	12	N	N	N		Y	Y
Enable DTC read and store in CFE-Plus (read error codes)		N	N	N		Y	Y
Enable DTC clear (clear error codes)		N	N	N		Y	Y
Mute HU volume when in reverse gear		Y	Y	N		Y	Y
Set cruise control to standby after engine start		Y	Y	N		Y	N
1 Requires electrical folding mirrors							
2 Requires memory mirrors							
3 Requires fog lights							
4 Requires programmable parking heater							
5 Requires heated seats							
6 Requires Automatic / Geartronic							
7 Requires a Turbo engine							
8 Requires AWD							
9 Requires parking sensors front							
10 Requires parking sensors rear							
11 Requires Automatic / Geartronic							
12 Requires RTI navigation							
C = Comfort Edition (CFE LE) / D = Driver Edition (CFE LE)							
D = Driver Edition (CFE LE) / T = Tech Edition (CFE LE)							

List is subject to changes! Some functions only available in BETA firmware.

© 2017 VolvoTech.EU the Netherlands - support@volvotech.eu - 0031-6 1908 3165 - www.volvotech.eu

Instruction# 0180	Version# 2.144	Part# VT-0180	EAN# 871932411548	Author: BE
-------------------	----------------	---------------	-------------------	------------



Quick Reference guide CFE-Plus



FUNCTION OVERVIEW P3 MODELS

Please see current functionality availability here:

FUNCTION	Note	CFE Plus		
		MY 07-11	MY 11-14	MY15-18
Change configuration / make settings with updater tool		Y	Y	Y
Lock all doors and trunk when car reaches X speed				
Unlock all doors and trunk				
Enable angling function on the memory mirrors	2			
Enable intermittent window wiping				
Enable wash/wipe with extra wipe		Y		
Use the remote control key fob to close windows + sunroof		Y	Y	
Use the remote control key fob to open windows		Y	Y	
Use the remote control key fob to close the trunk	13	Y	Y	Y
Switch on the rear window and mirror heating at temp X		Y	Y	
Extend High Beam to include fog lights	3	Y		
Extend Approach lighting using Low beam head lights		Y	Y	
Extend Approach lighting using Fog lights	3	Y		
Extend Approach lighting using Reversing lights		Y	Y	
Enable daytime running lights	3	Y		
Switch on Approach lighting at unlock		Y	Y	
Switch on Approach lighting at key removal		Y	Y	
Switch on Approach lighting when a door is opened		Y	Y	
Switch on Approach lighting only when twilight or dark outside		Y	Y	
Switch parking heater on/off when unlock is pressed 3 times	4			
Set driver seat heating after engine start at temp X	5	Y	Y	
Set passenger seat heating after engine start at temp X	5	Y	Y	
Enable Gauge sweep at "ignition on"*A		Y	Y	
Dim info: Research in progress. Unsure if function will be available in P3				
Accept RTI warning	12	Y		
Enable DTC read and store in CFE-Plus (read error codes)		Y	Y	Y
Enable DTC clear (clear error codes)		Y	Y	Y
Mute Amplifier volume when in reverse gear				
Set cruise control to standby after engine start				
Enable RTI screen auto-up if car in reverse	12	Y		
Enable RTI screen source auto-select (Video source 1 (Reverse camera))	12	Y		
Enable RTI screen source auto-select (Video source 2 (Front camera))	12	Y		
Enable RTI screen manuals source select ([*]+[1] for Video source 1 etc)	12	Y		
Enable RTI screen auto switch to video source 2 if parking sensors front active	9,12	Y		
Option				
1 Requires electrical folding mirrors				
2 Requires memory mirrors				
3 Requires fog lights				
4 Requires programmable parking heater				
5 Requires heated seats				
6 Requires Automatic / Geartronic				
7 Requires a Turbo engine				
8 Requires AWD				
9 Requires parking sensors front				
10 Requires parking sensors rear				
11 Requires Automatic / Geartronic				
12 Requires RTI navigation				
13 Requires electrical trunk opening				
*A requires the setting "speed warning seat belts" to be programmed OFF				

List is subject to changes! Some functions only available in BETA firmware.

Instruction# 0180	Version# 2.144	Part# VT-0180	EAN# 871932411548	Author: BE
-------------------	----------------	---------------	-------------------	------------